

The PSC Mini Pressure Control provides the ultimate in reliability and flexibility in a commercial grade mini pressure control. A standard plug connectable design simplifies installation and service. The SPDT switch allows the addition of alarm circuits on high or low pressure applications. Models with high temperature bellows and built-in pressure pulsation snubbers make the PSC ideally suited for compressor head mounting high pressure limit control applications—automatic or manual reset versions are available.


Pressure Ranges/Differential also make the PSC controls ideally suited for condenser fan cycling applications. Low Pressure versions with standard or narrow differential switches make these controls ideally suited low pressure limit or back-up safety controls on electronically controlled systems. Numerous options, such as panel mount or capillary connections are available on high volume applications. Standard on all models are worldwide agency approvals.

Typical Applications

- High Pressure Limit/Alarm
- Condenser Fan Cycling
- Low Pressure Limit/Alarm
- Low Pressure Cycling (Back-Up)
- Defrost Termination/Fan Delay
- Rupture Guard Alarm

Features

- Commercial Grade High/Low/Condenser Fan Cycling Pressure Controls for use on Refrigeration/AC Applications
- Mini-Size 2" x 1-1/2" x 2-3/4"
- Standard SPDT Switch Action
- Automatic or Manual Reset
- Models available with high temperature bellows and built-in pressure pulsation snubber for direct head mount high pressure sensing/limit applications
- Plug Connectable with hub for 1/2" flexible conduit
- Factory preset to customer's desired pressure specifications
- Precise, repeatable settings
- Narrow differential "Micro" switch available on low pressure models



R-410A

Specifications

- Worldwide Approvals: UL/CUL/VDE/TÜV
- UL/CUL file number: E85974

Electrical Ratings—SPDT Switch

- Standard Switch – High/Low Pressure
 - Load Contact: 6 FLA – 36 LRA – 120/240 VAC
 - Pilot Duty: 240VA @ 120, 480VA @ 240 VAC
 - Back Contact 0.5 Amp 120/240 VAC Pilot Duty
- Micro Switch – Low Pressure
 - 2.5 FLA – 15 LRA – 120/240 VAC
 - Pilot Duty: 120VA @ 120, 240VA @ 240 VAC
 - Back Contact 0.5 Amp 120/240 VAC Pilot Duty

Ambient Temperature

- Storage: -30° to +160°F Operating: -20° to +140°F
- Low Pressure
 - Single diaphragm
 - Maximum media temperature 150°F
- High Pressure
 - Bellows design
 - Maximum media temperature 300°F
 - Internal Pressure Pulsation Snubber available for direct head mount

Protection

- Protect from rain, direct sunlight and exterior damage

Weight

- Approximately 0.25 pound, depending upon configuration

Compatibility

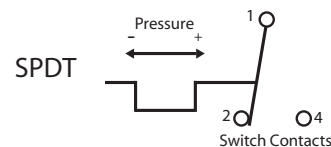
- HFC, HCFC, CFC

Agency Approvals

- UL/CUL/DIN/TÜV, depending upon configuration

Switch Action

- SPDT Standard
 - 1-2 Open on Rise
Close on Fall
 - 1-4 Close on Rise
Open on Fall



Nomenclature example: PSC-W6S

PSC	W	6	S
Product Name	Function	Pressure Range/Contacts	Pressure Connections
	<p>A = Pressure control, automatic, high or low pressure applications (Single diaphragm option, 158° F rating, Range 1-5 only, without snubber) (Bellows option, 300° F rating, with snubber, Range 6 only)</p> <p>B = Pressure cut-out, external manual reset, DIN/TUV approved (Double diaphragm option, 158° F, without snubber, Range 1-5) (Bellows option, 300° F rating, with snubber, Range 6 only)</p> <p>R = Pressure control, external manual reset, high or low pressure applications (Single diaphragm option, 158° F rating, Range 1-5 only, without snubber) (Bellows option, 300° F rating, with snubber, Range 6 only)</p> <p>W = Pressure limiter, automatic, DIN/TUV approved (Double diaphragm option, 158° F, without snubber, Range 1-5) (Bellows option, 300° F rating, with snubber, Range 6 only)</p>	<p>Standard Contacts</p> <p>1 = Low pressure 15" Hg to 90 psig</p> <p>5 = High pressure 100 to 465 psig</p> <p>6 = High pressure 145 to 623 psig</p> <p>Microswitch Contacts</p> <p>J = Low pressure 15" Hg to 90 psig</p>	<p>K = 1 m cap tube w/flare nut 7/16"-20 UNF (range 1-5)</p> <p>L = 1/4" ODM solder w/1 m cap tube (range 1-5)</p> <p>S = 7/16"-20 UNF female, Schrader depressor (range 1-6)</p>

Specification Selection Table

PCN	Type and Description	High Event Range (PSIG)	Differential Range (PSID)	Setting	Reset Function	Pressure Connection	Electrical Connection	Electrical Ratings	Maximum Over Pressure	Mounting
Low Pressure Controls										
097815	PSC-AJS ¹	15" to 90	4 Low / 7 High	1.5/6	Auto	1/4" SAE Female with Valve Depressor	DIN Plug with 1/2" NPTF Hub for Flex Conduit Connection 36" Cable	2.5 FLA/15 LRA	360 PSIG	Free Standing Direct Mount
097849	PSC-A1S		9 Low / 15 High	5/15				6 FLA/36 LRA		
High Pressure Controls										
097793	PSC-W6S	145 to 623	72 Low / 87 High	320/395	Auto	Same as above, plus stainless steel bellows with snubber	DIN Plug with 1/2" NPTF Hub for Flex Conduit Connection 36" Cable	6 FLA/36 LRA	695 PSIG	Free Standing Direct Mount
097998	PSC-B6S			395	Manual					

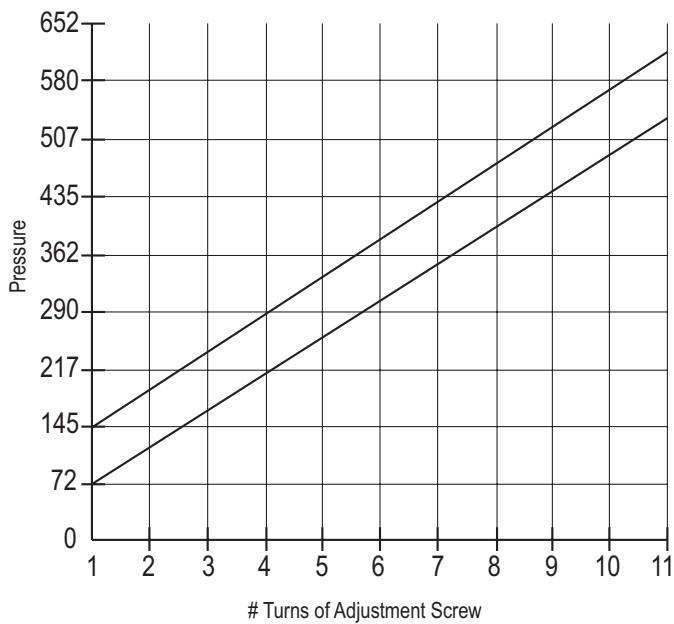
¹ Micro-Switch Construction.

² All switches SPDT ratings stated are 1 side only 120/240 VAC. Opposite switch side – 1/2 amp pilot duty 120/240.

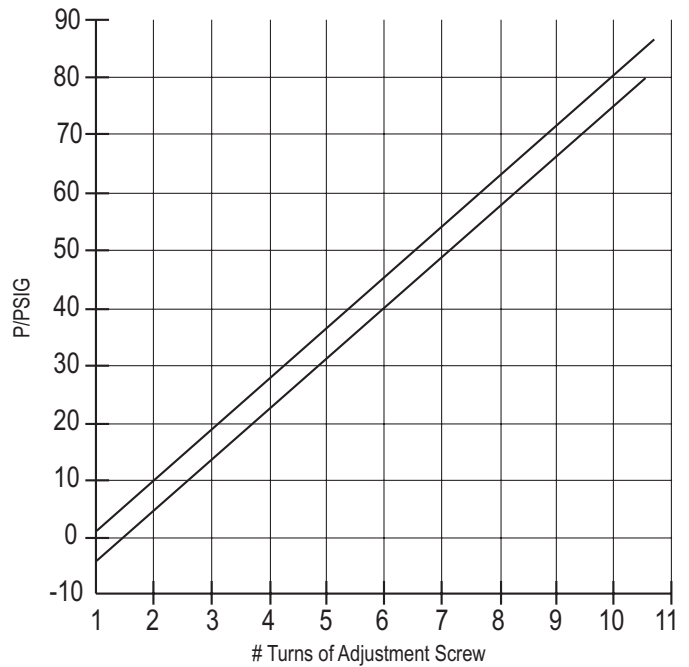
The PSC is factory preset.

For special applications, these controls can be factory preset to other values as illustrated on the appropriate graphs.

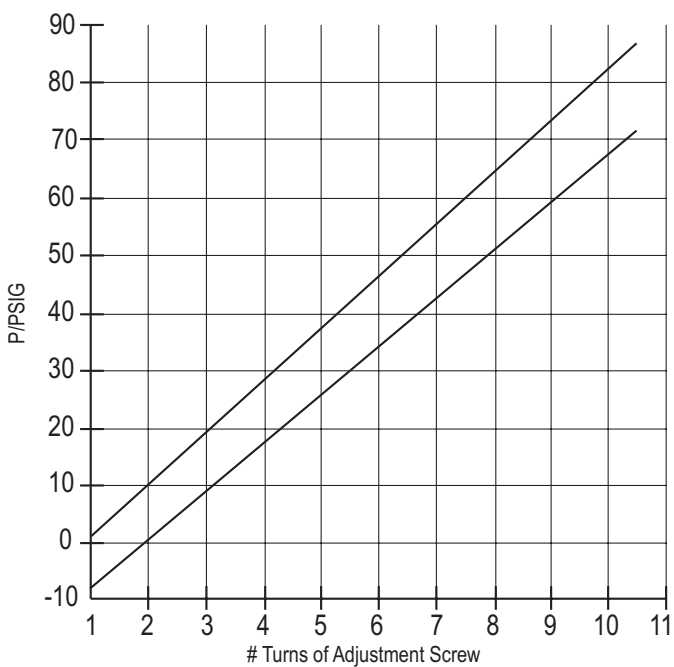
Standard Switch Setting Capability Pressure Range = 6



Micro-Switch Setting Capability Pressure Range = J



Standard-Switch Setting Capability Pressure Range = 1



Standard-Switch Setting Capability Pressure Range = 5

